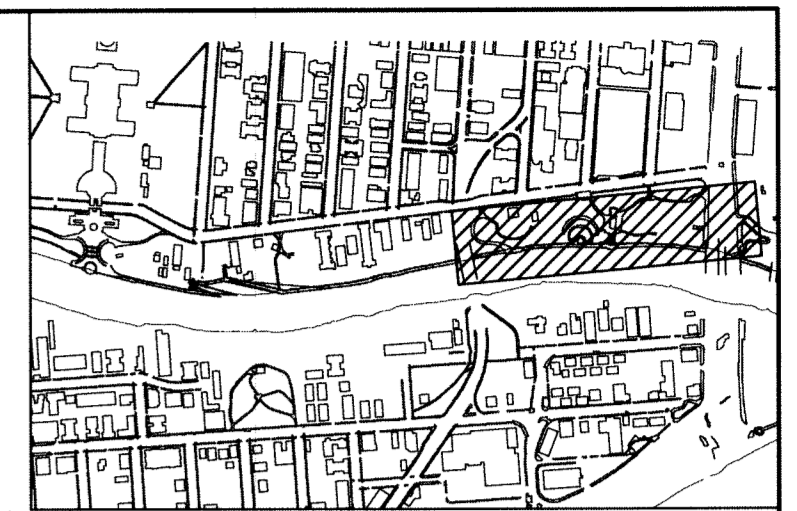
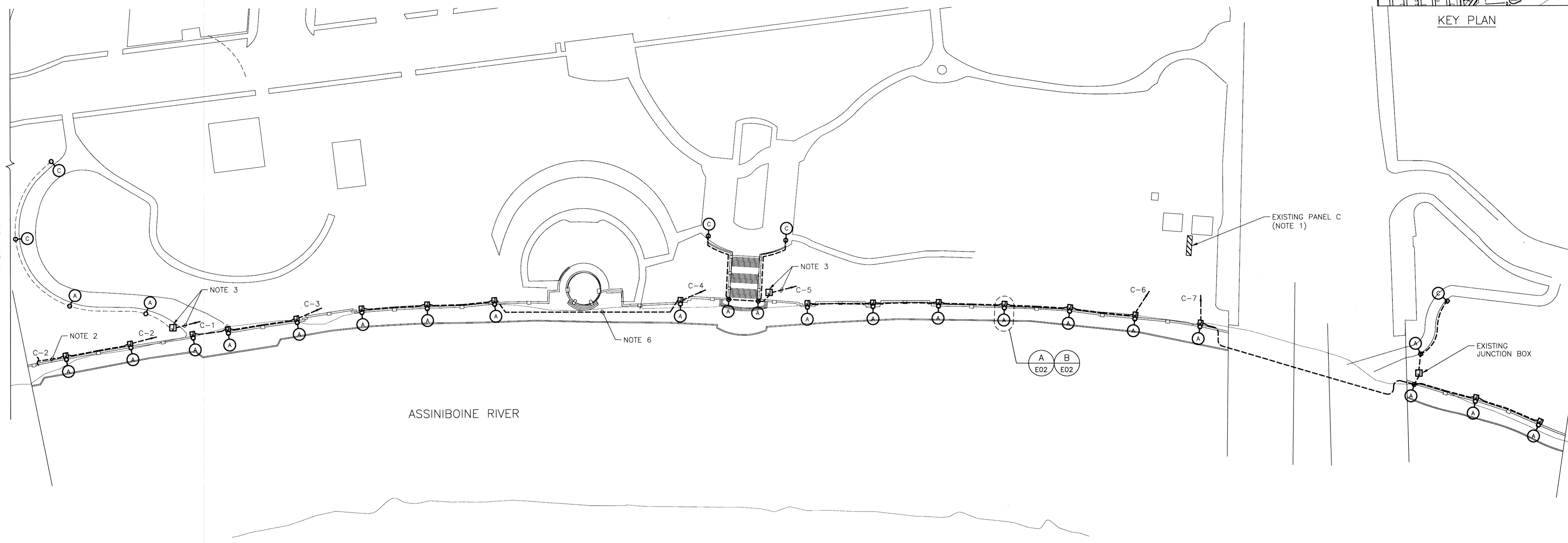


Sheet Size: Super A1 24 x 36 in
 Plot Scale: 1:1 (metric)
 CADD File Name: 10-10105-10_e05Rev1.dwg

FOR CONTINUATION SEE DWG E04



KEY PLAN




1 PARTIAL SITE PLAN - PHASE C
E05 SCALE = 1 : 600

NOTES

1. EXISTING PANEL TO REMAIN. CONTRACTOR TO RE-USE ALL BREAKERS AS REQUIRED TO RE-FEED THE EXISTING AND NEW LIGHT FIXTURES.
2. EXISTING FEEDER TO WALL MOUNTED FIXTURE ON BRIDGE ABUTMENT TO REMAIN AND RECONNECTED TO NEW CIRCUIT FEEDER CABLE AT POLE BASE JUNCTION BOX.
3. PROVIDE A NEW WATERTIGHT JUNCTION BOX TO PICKUP EXISTING POWER CIRCUITS. EXTEND NEW FEEDERS TO PANEL C AS REQUIRED.
4. REFER TO CABLE SPECIFICATION FOR FEEDER DETAILS AND REQUIREMENTS.
5. REFER TO DRAWING E02 FOR JUNCTION BOX SPECIFICATION.
6. CABLE TO BE PUSHED OR TRENCHED TO 600mm BELOW GRADE. CONTRACTOR TO COORDINATE WITH CONTRACT ADMINISTRATOR ON SITE PRIOR TO INSTALLATION.
7. REFER TO THE TYPICAL TRENCH DETAIL FOR MINIMUM REQUIREMENTS.

LEGEND


- U/G HYDRO CABLE
- NEW 120V FEEDER CABLES (NOTE 4)
- A POLE MOUNTED LIGHTING FIXTURE
- ▨ ELECTRICAL PANEL
- JUNCTION BOX (NOTE 5)



NOTES:

REV	YY / MM / DD	DESCRIPTION	BY
1	11/09/08	RE-ISSUED FOR BID OPPORTUNITY	
0	10/09/22	ISSUED FOR BID OPPORTUNITY	

A. SECTION LETTER OR DETAIL NUMBER, B. DRAWING WHERE SECTION OR DETAIL IS DRAWN.
 OR
 DRAWING WHERE SECTION OR DETAIL IS INDICATED.
 --- SECTION OR DETAIL SHOWN ON SAME DRAWING.



CLIENT
THE CITY OF WINNIPEG
 WINNIPEG PLANNING PROPERTY AND DEVELOPMENT
SCATLIFF + MILLER + MURRAY INC.
 TEL 204 927-3444 8 - 136 MARKET AVENUE
 FAX 204 927-3443 WINNIPEG, MB, CANADA

PROJECT		ASSINIBOINE RIVERWALK ELECTRICAL UPGRADES	
TITLE		PHASE C LIGHTING PLAN	
DESIGN	DRAWN	DATE - Y/M/D	SCALE
JLL	BGO	10/08/31	N.T.S.
CHECKED	APPROVED	PROJECT NO.	DRAWING NO.
CPS	JLL	0000	E05